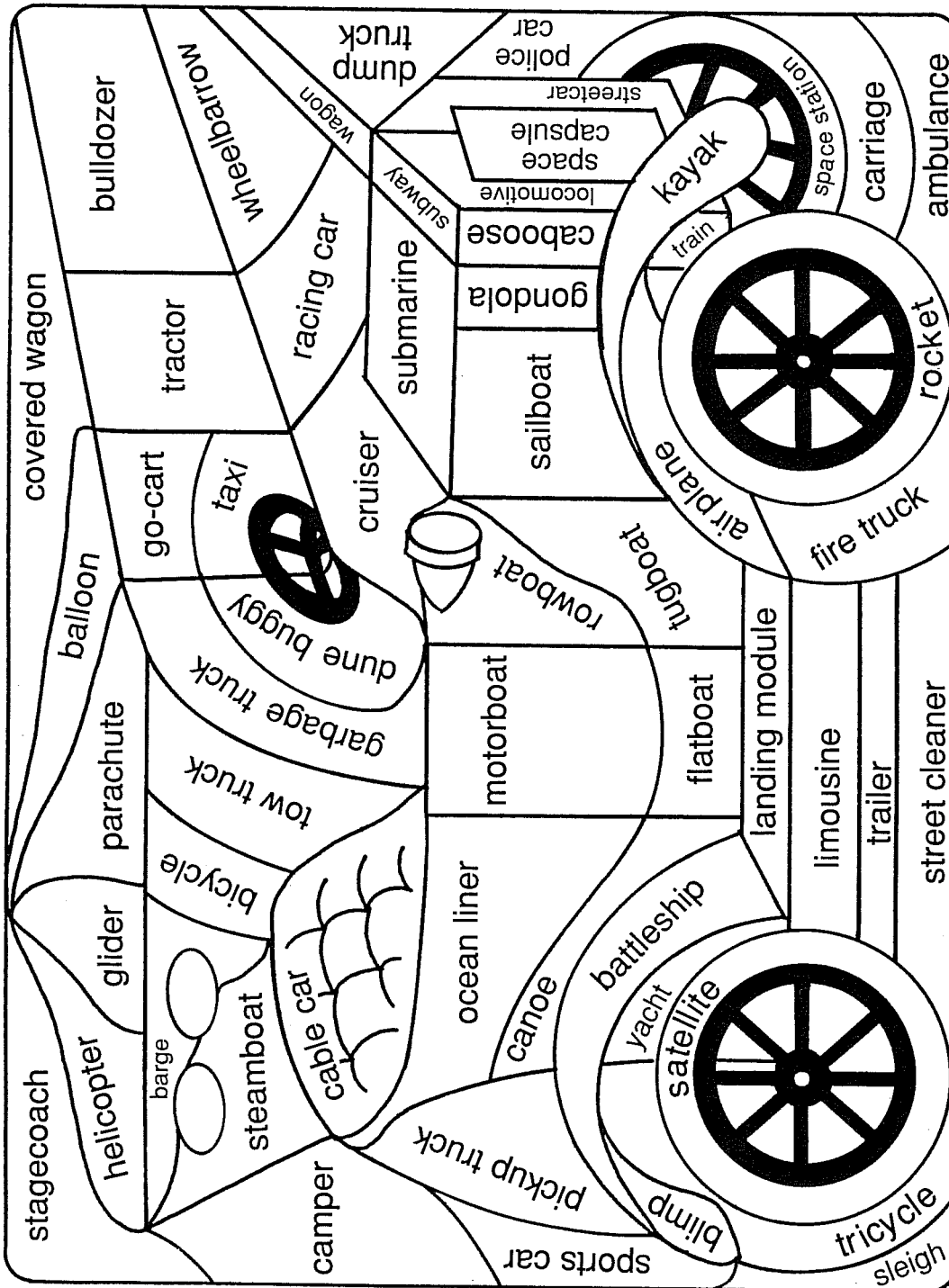


# Things That Go

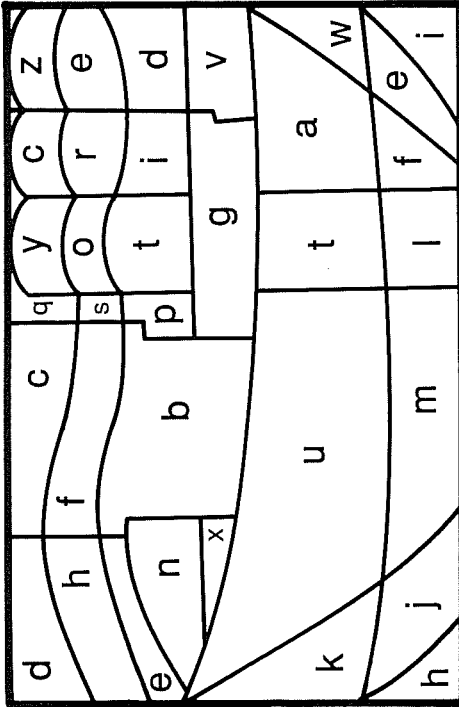
## Color Codes



Color the picture according to this code:

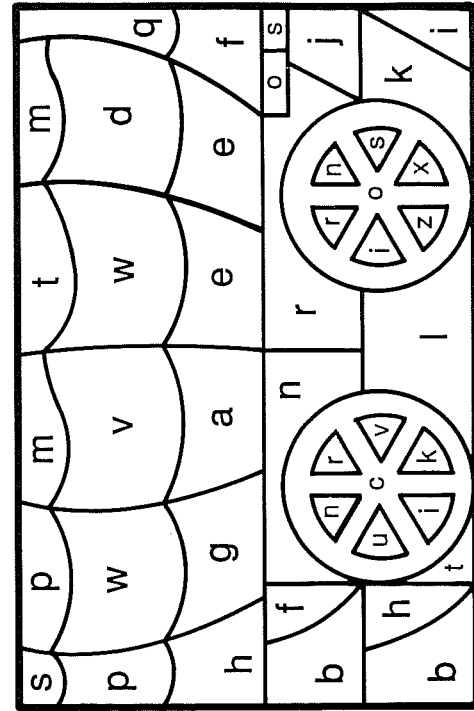
- gold = things that go on tracks
- red = things that go on water
- gray = things that go in space
- green = things that go on land
- black = things that go in the air

# Hidden Pictures



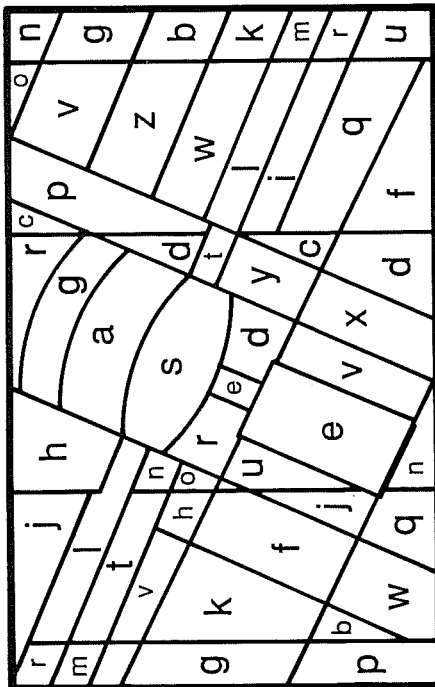
black = tatu brown = bg red = o

\_\_\_\_\_



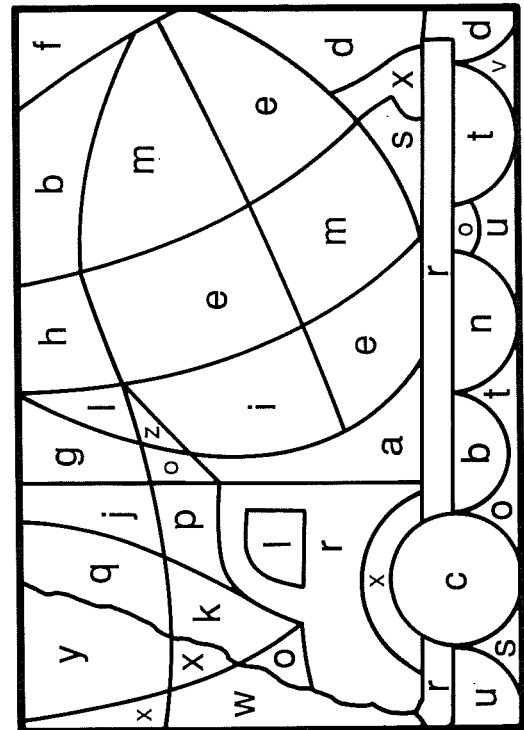
gray = vaeedwg brown = nr black = coo

\_\_\_\_\_



gray = aliselte

\_\_\_\_\_

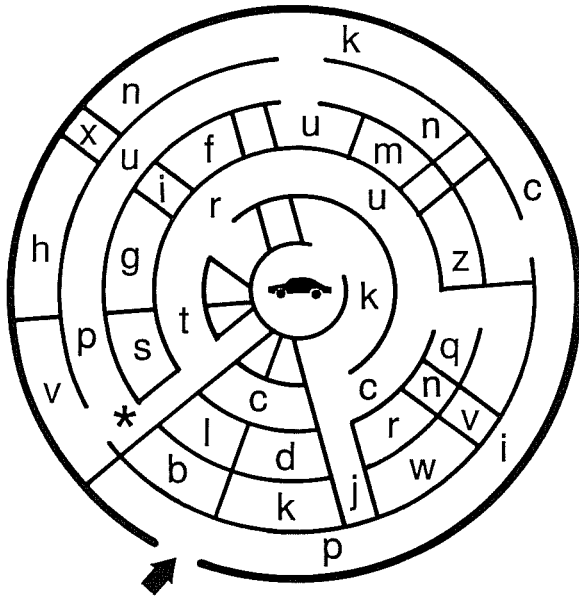


black = cnt gray = rx yellow = iememe

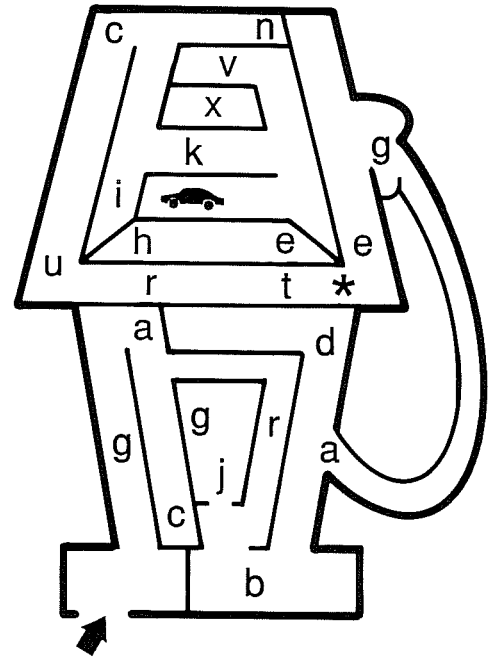
\_\_\_\_\_

1. Color the hidden picture. Use the color code under the picture.
2. Unscramble the letters in the color code. On the line below the picture, write the word that describes it.

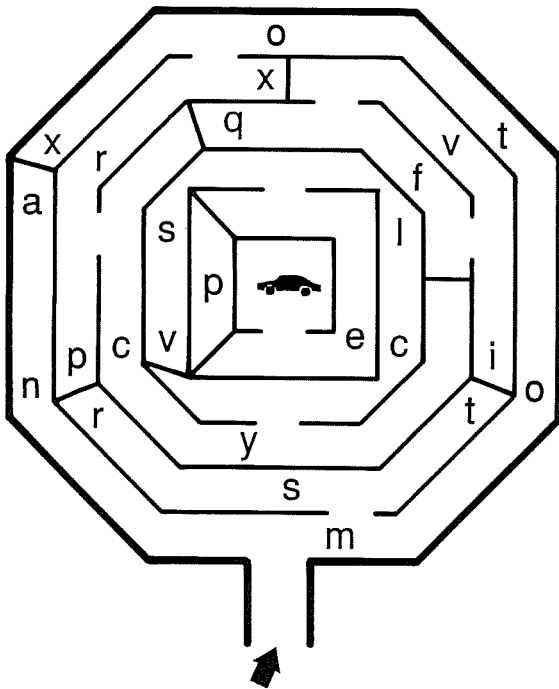
# Maze Words



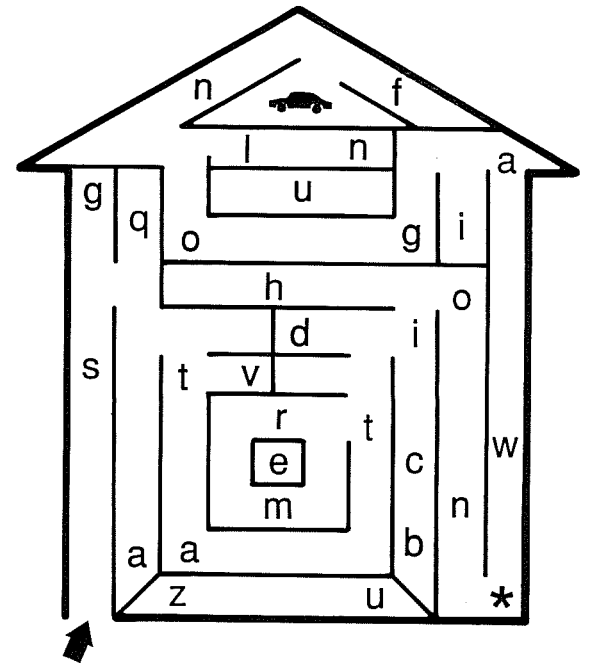

---




---




---





---

1. Draw a line from the arrow to the car in each maze. Take the shortest path. Do not cross any lines.
2. On the line below the maze, write all the letters you crossed in your path. An \* in the word means you should start a new word. You have written the name of a thing that goes.

# Scrambled Words



	○	○		○				
--	---	---	--	---	--	--	--	--



			○	○
--	--	--	---	---

○	○	○	○	○	=
---	---	---	---	---	---

\_\_\_\_\_



						○	○	○	○
--	--	--	--	--	--	---	---	---	---



○	○		○	
---	---	--	---	--

○	○	○	○	○	○	○	○	=
---	---	---	---	---	---	---	---	---

\_\_\_\_\_




○	○		○	○
---	---	--	---	---



			○	○
--	--	--	---	---

○	○	○	○	○	○	=
---	---	---	---	---	---	---

\_\_\_\_\_



○	○		○
---	---	--	---



○		○
---	--	---


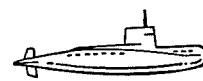
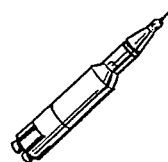




	○		○
--	---	--	---


○	○	○	○	○	○	=
---	---	---	---	---	---	---

\_\_\_\_\_

1. Write the names of the pictures in the boxes. Write one letter in each box.
2. Copy the circled letters in the line of circle boxes at the end of the puzzle.
3. Unscramble the letters in the circle boxes to make the name of a thing that goes. Choose answers from the pictures below.



# Crossword



**Across**

1



3



4



6



9




**Down**

2



5



7



8



10







11






1. Find the number for each picture in the crossword puzzle. Notice that some words go across and some go down.
2. Write the name of the picture in the puzzle. Begin in the box with the number. Write one letter in each box.




# Rebus



 + 
 
 - EE + 
 
 - D = \_\_\_\_\_

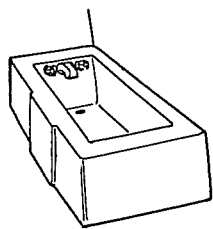





G + 
 
 - S + 
 
 - UG = \_\_\_\_\_

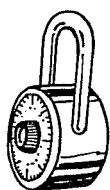






 - ROT + 
 
 - M - T + 
 
 - H + E = \_\_\_\_\_



S + 
 
 - T + M + 
 
 - M + 
 
 - V = \_\_\_\_\_




 - K + O + 
 
 - H + 
 
 - F = \_\_\_\_\_



1. For each rebus, write the names of the pictures in order. Add and subtract the letters.
2. Write the answer on the line. Read the answer to yourself. Draw a picture of it in the box above the line.

# Word Search

r	c	d	j	s	a	i	l	b	o	a	t	e	s	c	a	b
a	a	h	e	l	i	c	o	p	t	e	r	s	u	c	b	u
f	n	o	t	b	l	i	m	p	a	b	a	l	b	a	a	l
t	o	w	t	r	u	c	k	q	n	i	i	e	w	b	l	l
j	e	e	p	c	r	a	n	e	k	k	l	i	a	o	l	d
s	u	b	m	a	r	i	n	e	f	e	e	g	y	o	o	o
c	i	g	r	a	c	i	n	g	c	a	r	h	s	s	o	z
b	j	h	s	p	a	c	e	c	a	p	s	u	l	e	n	e
u	b	w	h	e	e	l	b	a	r	r	o	w	k	l	m	r
s	s	t	r	e	e	t	c	l	e	a	n	e	r	p	r	a

**Across**



\_\_\_\_\_



\_\_\_\_\_

**Down**



\_\_\_\_\_



\_\_\_\_\_

1. Circle the names of the pictures in the word search puzzle. Some words go across and some words go down.
2. Write the names of the pictures on the lines below them.
3. There are eight bonus words hidden in the puzzle. Write them on the lines below.

\_\_\_\_\_

\_\_\_\_\_